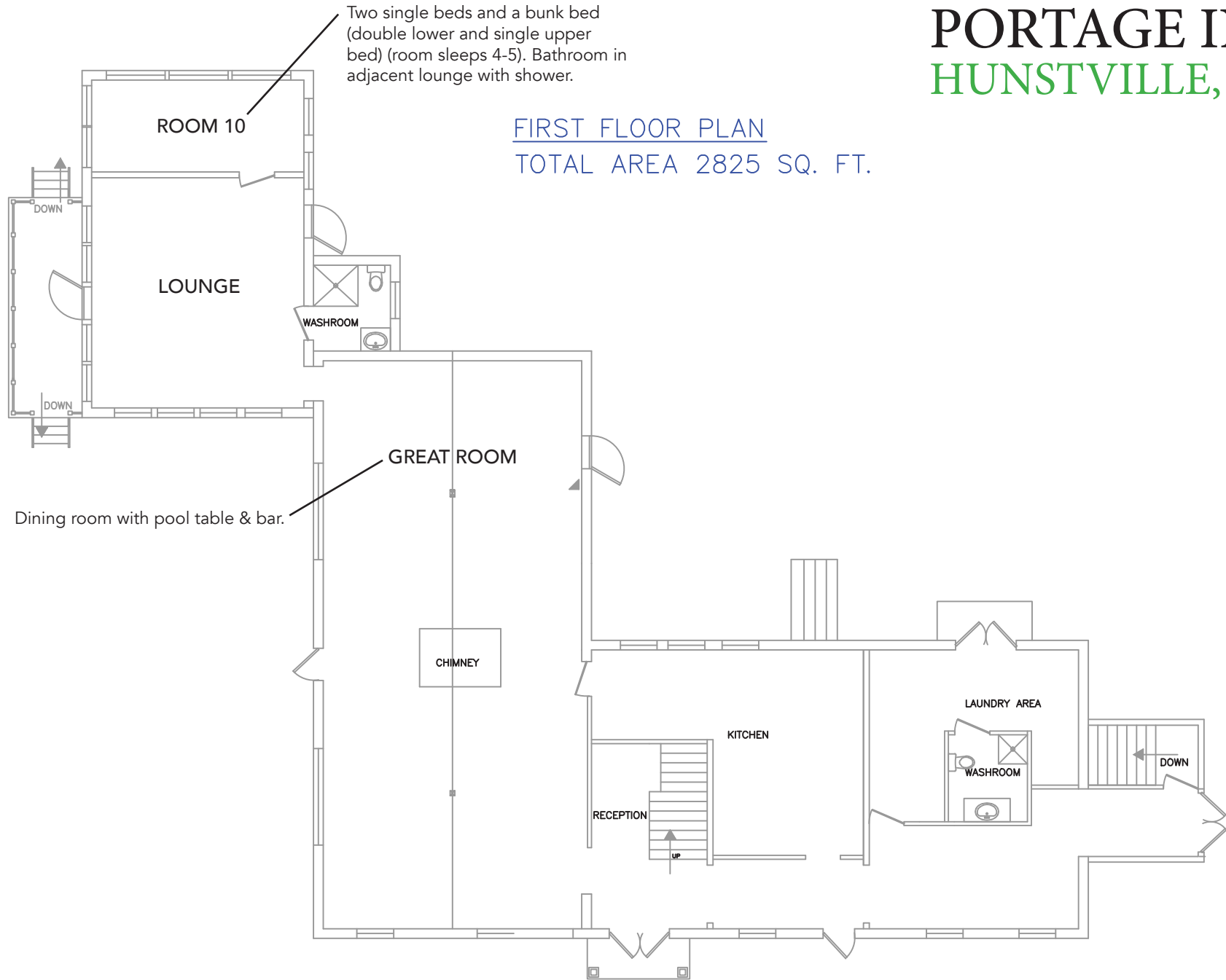


# PORTAGE INN HUNSTVILLE, ON

FIRST FLOOR PLAN  
TOTAL AREA 2825 SQ. FT.



Two single beds and a bunk bed  
(double lower and single upper  
bed) (room sleeps 4-5). Bathroom in  
adjacent lounge with shower.

ROOM 10

LOUNGE

WASHROOM

GREAT ROOM

Dining room with pool table & bar.

CHIMNEY

RECEPTION

KITCHEN

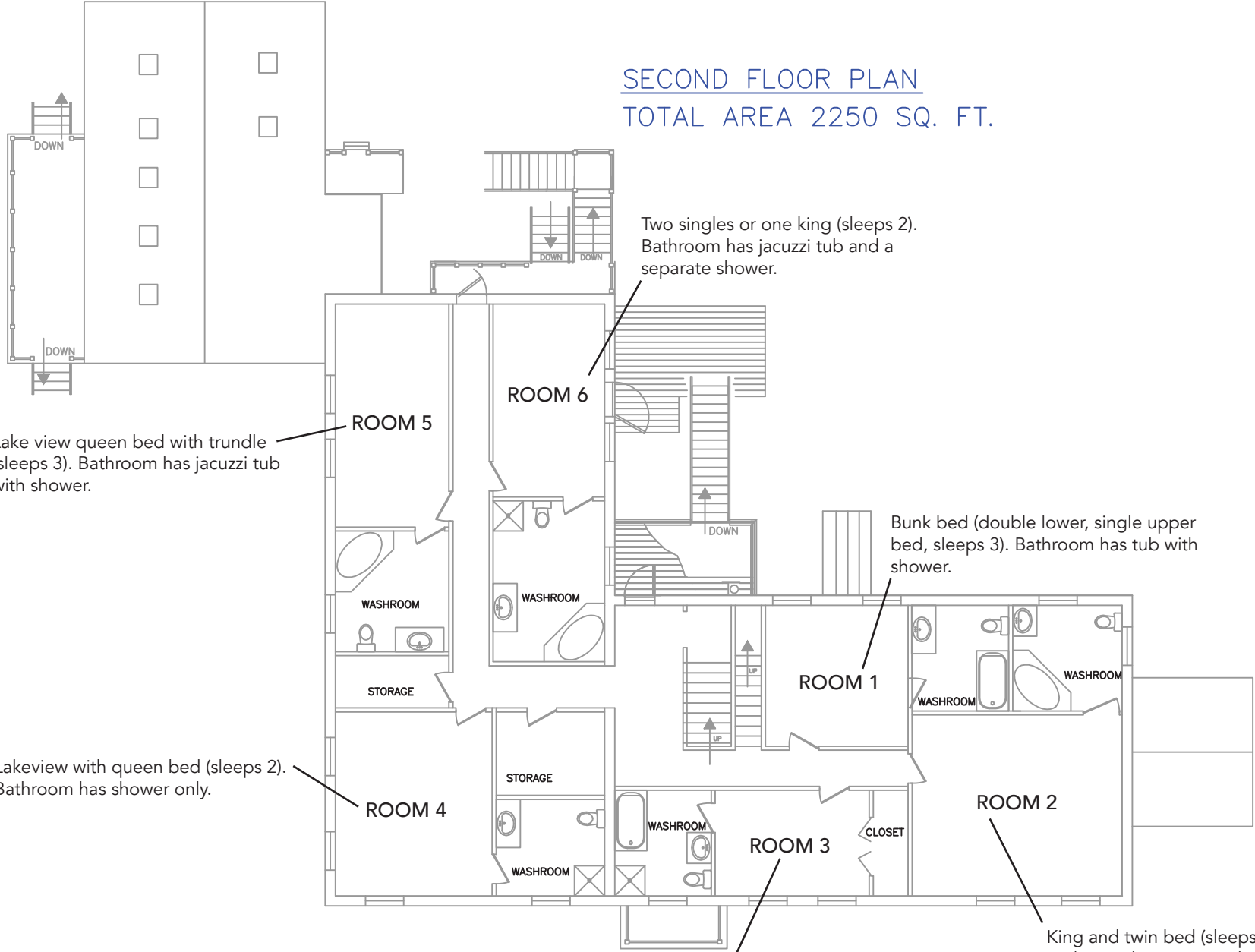
LAUNDRY AREA

WASHROOM

NORTH WING

SOUTH WING

SECOND FLOOR PLAN  
TOTAL AREA 2250 SQ. FT.



Two singles or one king (sleeps 2).  
Bathroom has jacuzzi tub and a  
separate shower.

Lake view queen bed with trundle  
(sleeps 3). Bathroom has jacuzzi tub  
with shower.

Bunk bed (double lower, single upper  
bed, sleeps 3). Bathroom has tub with  
shower.

Lakeview with queen bed (sleeps 2).  
Bathroom has shower only.

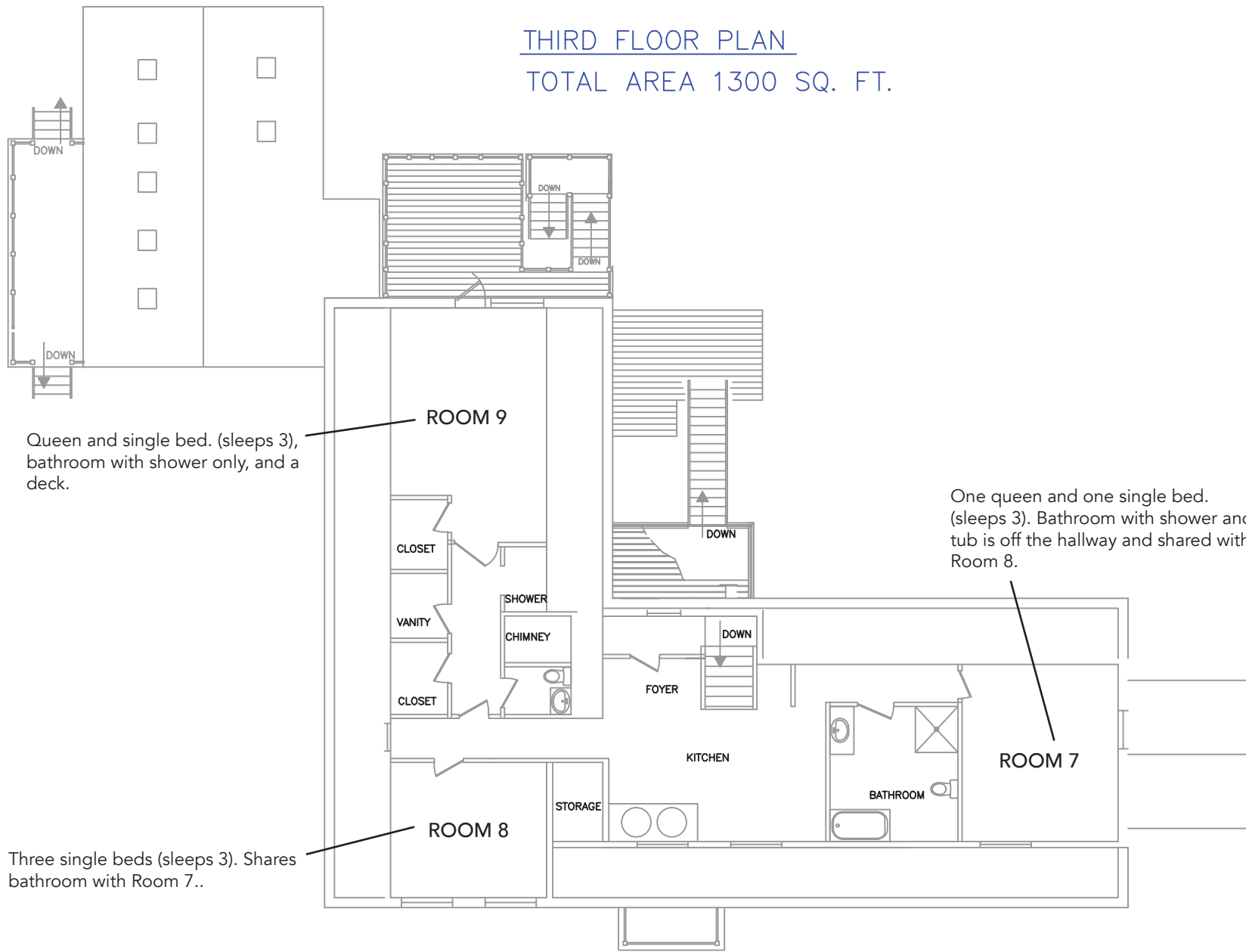
Two bunk beds with single beds on  
top and bottom (sleeps 4). Bathroom  
has a tub and shower.

King and twin bed (sleeps 3).  
Bathroom has jacuzzi tub with shower.

NORTH WING

SOUTH WING

THIRD FLOOR PLAN  
TOTAL AREA 1300 SQ. FT.



Queen and single bed. (sleeps 3), bathroom with shower only, and a deck.

One queen and one single bed. (sleeps 3). Bathroom with shower and tub is off the hallway and shared with Room 8.

Three single beds (sleeps 3). Shares bathroom with Room 7..

NORTH WING

SOUTH WING

## PORTAGE INN Bedroom Descriptions

**Bedroom/Bathroom #**    **Max Nber**    **Description**  
**Rm Sleeps**    **Green is Ground floor, Blue is 2nd Floor (2 different wings) Yellow is 3rd Floor (2 different wings)**  
**E= Extra Space for Small Pack and Play**

Room 1 /Bathroom 1	3	1 bunk, lower double, upper single w bathtub/shower combo*
Room 2 /Bathroom 2	3	1 king, 1 single, with w extra-large bathtub/shower combo*
Room 3 /Bathroom 3	4	2 bunk beds, 2 lower and 2 upper singles with bathtub/shower combo*
Room 4 /Bathroom 4	2	1 queen, lakeview w with shower*
Room 5 /Bathroom 5	3E	1 queen, 1 single under-bed trundle, lakeview Jacuzzi bath/shower combo*
Room 6 /Bathroom 6	2	2 singles (can be pushed to 1 king) w Jacuzzi & separate shower*
Room 7 /Bathroom 7	3E	1 queen, 1 single, w bathroom just outside bedroom door w bath and separate shower
Room 8 /Bathroom 7	3	3 singles, this room shares the bath with one of the other 2 Bedrooms on 3rd Floor
Room 9 /Bathroom 9	3E	1 queen, 1 single, walk out to 3rd Floor deck, walk thru bathroom/closet area to get to room--shower only
Room 10 /Bathroom 10	5	2 singles, 1 bunk: lower double, upper single. Use bath in next room (lounge) shower only.
Bathroom 8	N/A	Bathroom 8 is off the laundry room on the main floor. During an event, it is suited for use by staff members.

### Notes

A double/full bed is smaller than a queen and 1.5 X as wide as single (twin). If 2 people, they should be small or very fond of each other.

A single bed is the same as a twin bed --good for one person only

A queen is 60 inches wide, a king is 72 inches wide--both will sleep 2 adults comfortably

\*Bathrooms are en suite (privately accessed from each room) unless otherwise noted.